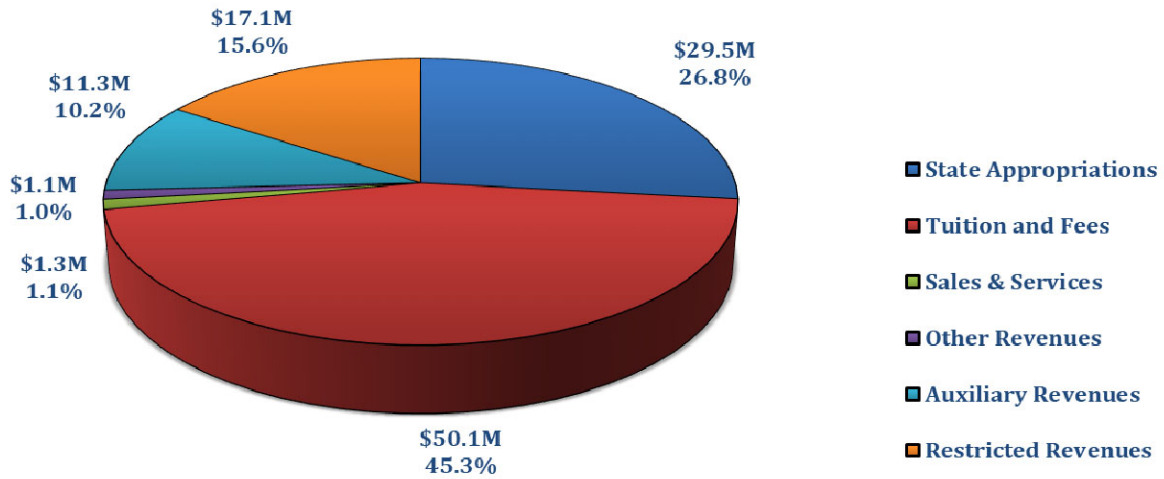
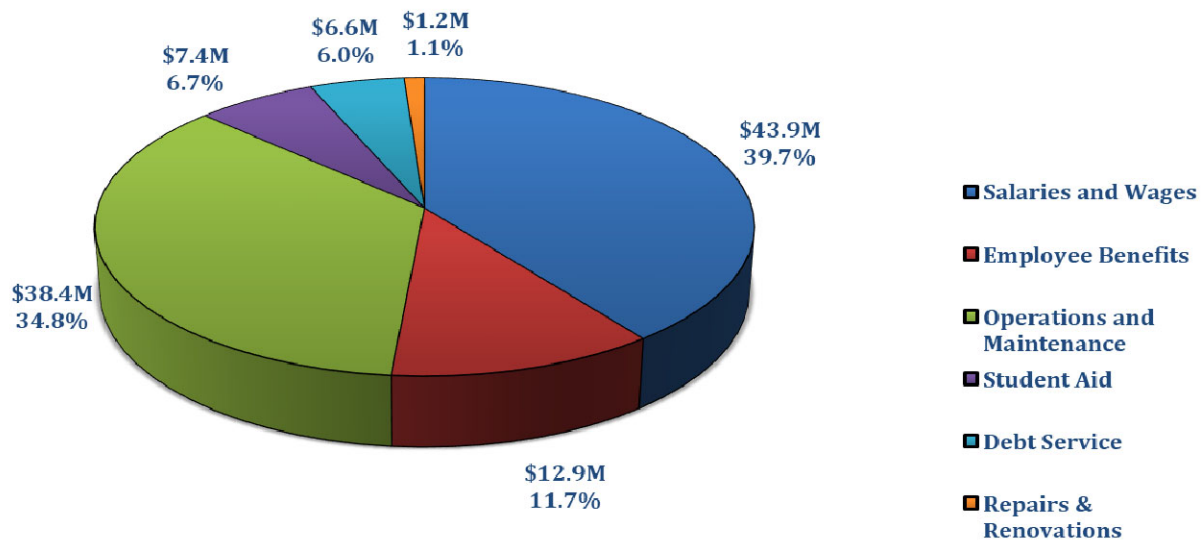


Auburn University - Montgomery Budget

Total Revenues by Source

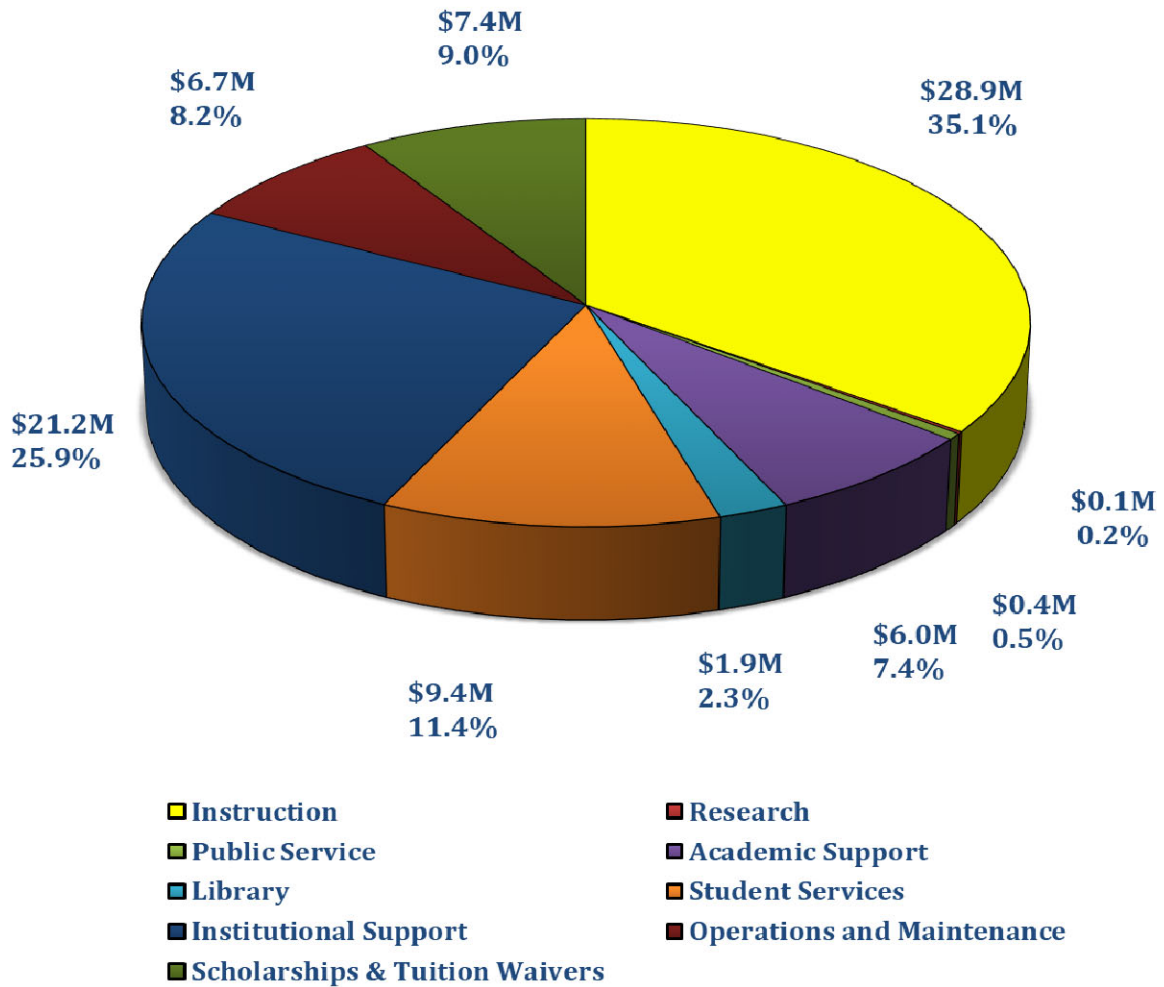


Total Expenses by Object



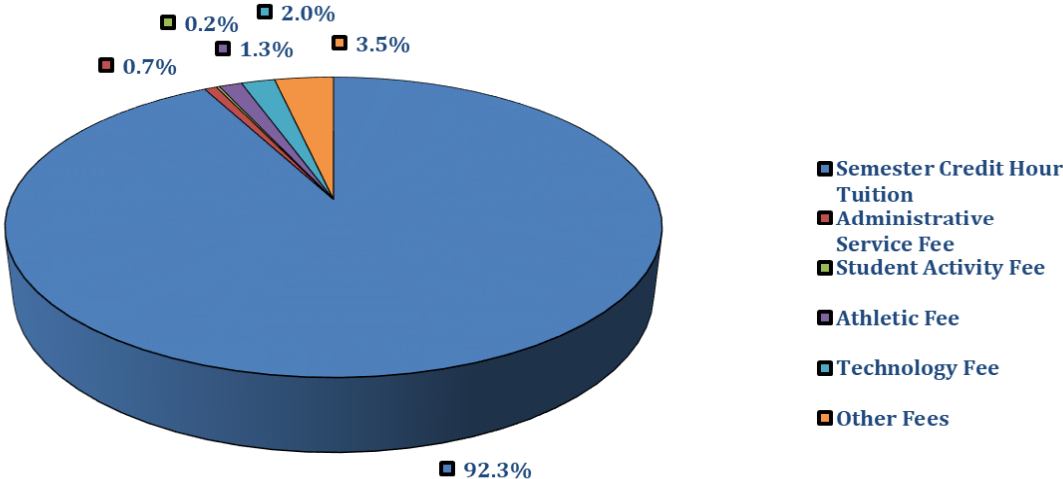
Auburn University - Montgomery Budget

Unrestricted Expenses by Function

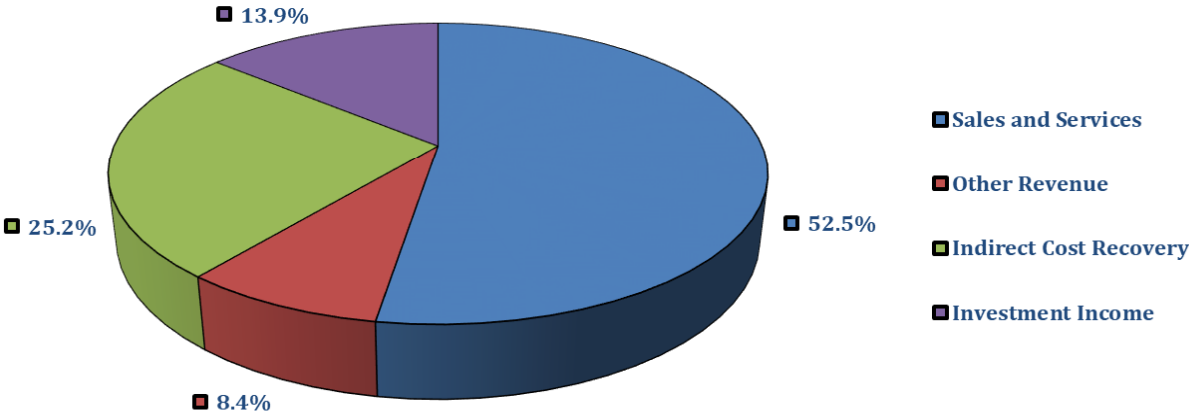


Auburn University - Montgomery Budget

Tuition Estimated Revenue

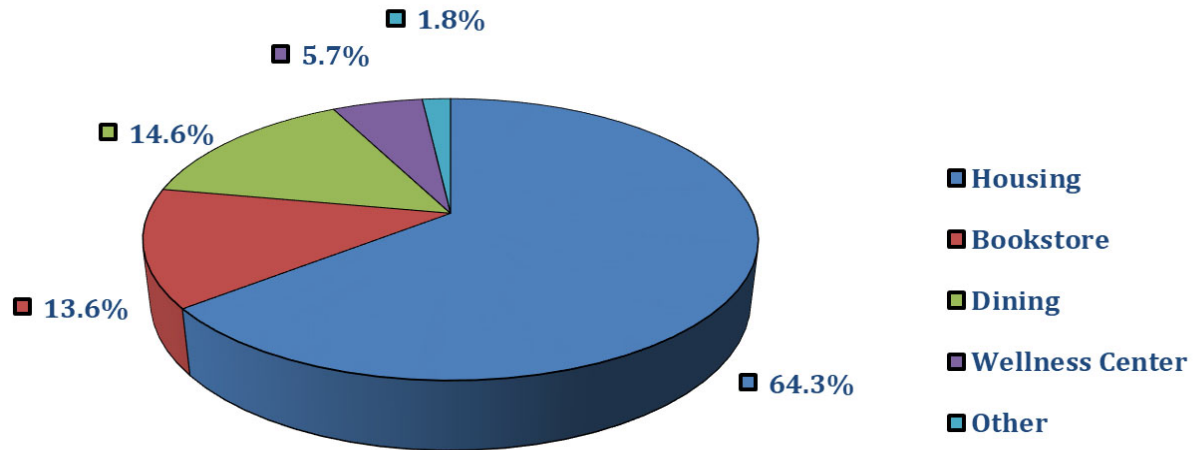


Other Income - Unrestricted Estimated Revenue

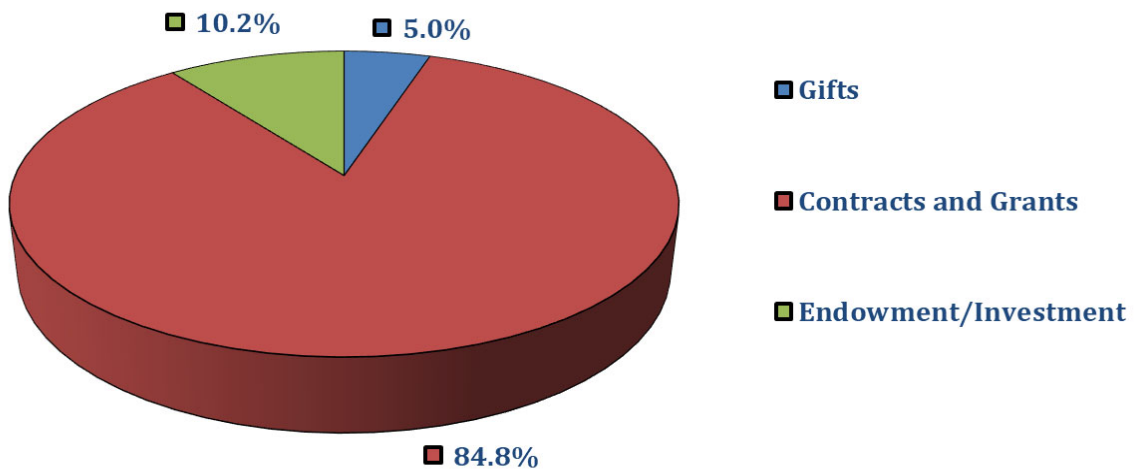


Auburn University - Montgomery Budget

Auxiliary Estimated Revenue



Restricted Estimated Revenue



SUMMARY OF REVENUE

AUBURN UNIVERSITY - MONTGOMERY

OCTOBER 1, 2022-SEPTEMBER 30, 2023

SOURCE OF FUNDING	2022-2023 ESTIMATED REVENUE TOTAL	2021-2022 REVENUE TOTAL	PERCENT CHANGE	PERCENT TO TOTAL
I. <u>UNRESTRICTED FUNDS</u>				
A. State Appropriations				
Operations & Maintenance	29,424,635	27,445,279		
Senior Resource Center	114,915	114,915		
Total State Appropriations	29,539,550	27,560,194	7.18%	26.76%
B. Tuition and Fees				
Semester Credit Hour Tuition	46,250,000	43,785,000		
Administrative Service Fee	360,000	360,000		
Student Activity Fee	94,500	94,500		
Athletic Fee	675,000	675,000		
Technology Fee	990,000	990,000		
Other Fees	1,735,000	1,735,000		
Total Tuition and Fees	50,104,500	47,639,500	5.17%	45.39%
C. Other Income				
Sales & Services	1,250,000	1,150,000		
Other Revenue	200,000	300,000		
Indirect Cost Recovery	600,000	600,000		
Investment Income	330,000	330,000		
Total Other Income	2,380,000	2,380,000	0.00%	2.17%
TOTAL UNRESTRICTED FUNDS	82,024,050	77,579,694	5.73%	74.30%
II. <u>Auxiliary Enterprises</u>				
	11,270,000	11,270,000	0.00%	10.21%
III. <u>Restricted</u>				
Contracts and Grants	14,500,000	12,433,388		
Gifts	850,000	850,000		
Endowment/Investment Income	1,750,000	1,500,000		
TOTAL RESTRICTED FUNDS	17,100,000	14,783,388	15.67%	15.49%
TOTAL REVENUES	110,394,050	103,633,082	6.52%	100.00%

AUBURN UNIVERSITY-MONTGOMERY OPERATING BUDGET

SUMMARY OF REVENUES BY COLLEGE/AREA

FY 2022-2023

College/Unit	State Appropriations	Tuition & Fees	Contracts & Grants	Gifts & Private Support	Investment Income	Sales & Services	Other	Total
Office of the Provost		990,000	5,433,388			1,250,000	200,000	7,873,388
Chancellor's Office AUM		94,500						94,500
Communication & Marketing								
Advancement & Alumni Services								
Financial & Administrative Services AUM	29,539,550	48,345,000	9,066,612	850,000	2,080,000	3,420,000	8,450,000	101,751,162
Athletics AUM		675,000						675,000
Total Revenue Budget	29,539,550	50,104,500	14,500,000	850,000	2,080,000	4,670,000	8,650,000	110,394,050

SUMMARY OF EXPENSES BY COLLEGE/AREA

FY 2022-2023

College/Unit	Total Personnel	Other Operating Exp	Student Aid	Intd'l Credits	Central Unit Alloc	Debt Service	Total
Office of the Provost	47,387,782	9,209,122	107,500		1,891,900		58,596,304
Chancellor's Office AUM	627,400	2,055,000			249,840		2,932,240
Communication & Marketing	867,345	1,020,000					1,887,345
Advancement & Alumni Services	480,244	31,990					512,234
Financial & Administrative Services AUM	5,877,040	27,008,558	5,351,500	(3,299,513)	933,097	5,763,976	41,634,658
Athletics AUM	1,581,094	1,359,175	1,891,000				4,831,269
Total Expense Budget	56,820,905	40,683,845	7,350,000	(3,299,513)	3,074,837	5,763,976	110,394,050

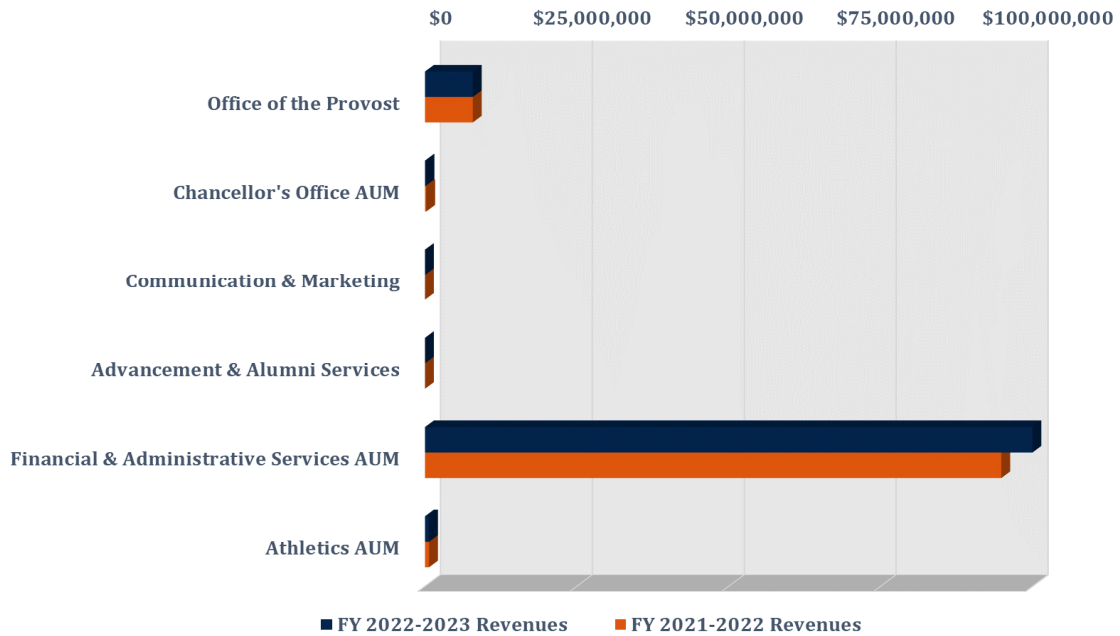
REVENUE/EXPENSE COMPARISON

FY 2022-2023

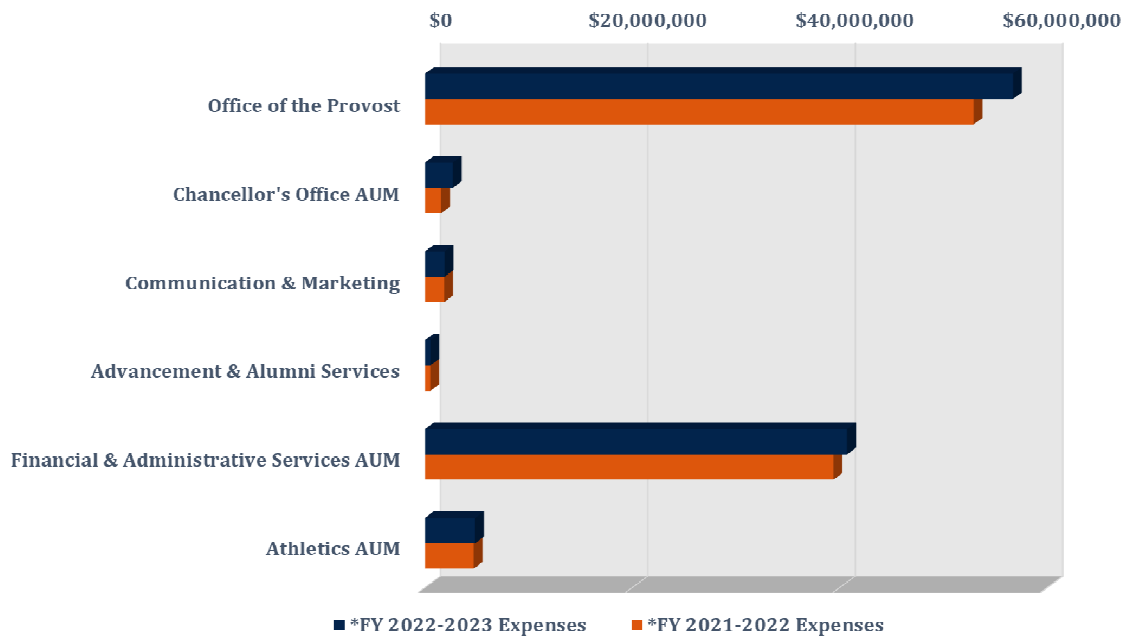
College/Unit	FY 2022-2023 Revenues	FY 2021-2022 Revenues	Increase / (Decrease) in Revenue	% Change	*FY 2022-2023 Expenses	*FY 2021-2022 Expenses	Increase / (Decrease) in Expenses	% Change
Office of the Provost	7,873,388	7,873,388		0.0%	56,704,404	52,900,598	3,803,806	7.2%
Chancellor's Office AUM	94,500	209,415	(114,915)	-54.9%	2,682,400	1,546,271	1,136,129	73.5%
Communication & Marketing					1,887,345	1,845,322	42,023	2.3%
Advancement & Alumni Services					512,234	509,551	2,683	0.5%
Financial & Administrative Services AUM	101,751,162	94,875,279	6,875,883	7.2%	40,701,561	39,384,025	1,317,536	3.3%
Athletics AUM	675,000	675,000		0.0%	4,831,269	4,691,420	139,849	3.0%
Total	110,394,050	103,633,082	6,760,968	6.5%	107,319,213	100,877,187	6,442,026	6.4%

*Expenses only include expenses that are direct to the unit. Central Unit allocations are not included.

Auburn University - Montgomery Budget 2023 vs 2022 Revenues by Area



Auburn University - Montgomery Budget 2023 vs 2022 Expenses by Area



*Only include expenses that are direct to the unit. MEF and Central Unit allocations are not included.