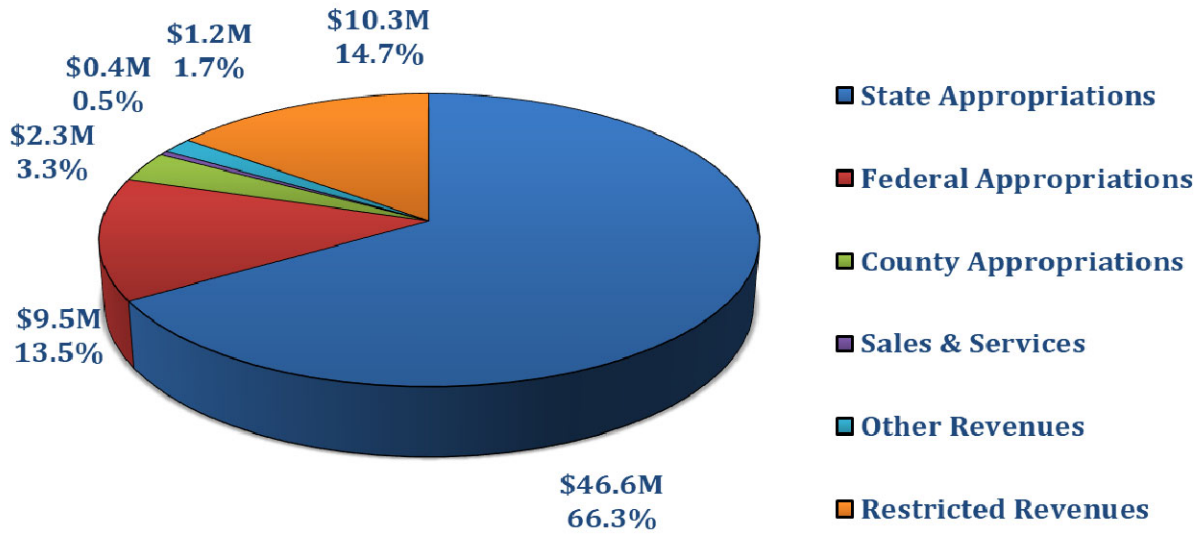
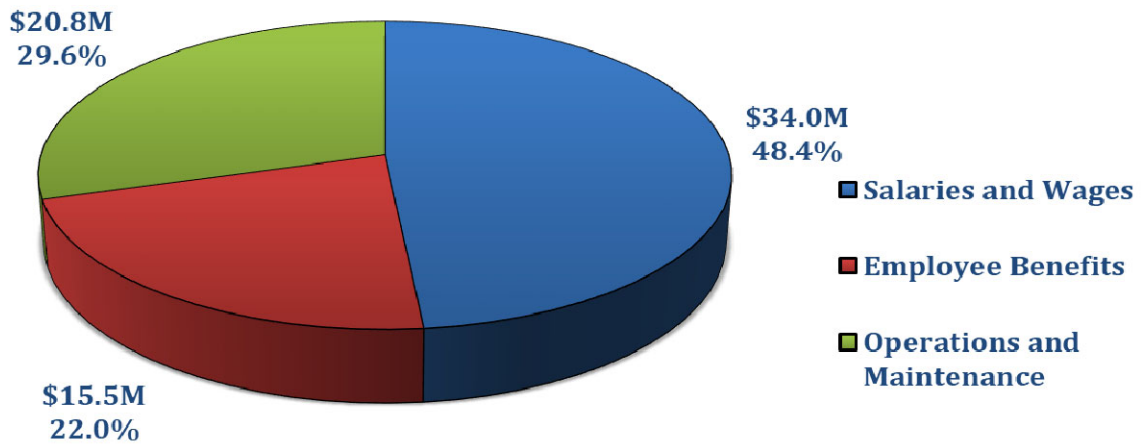


Alabama Cooperative Extension System Budget

Total Revenues by Source

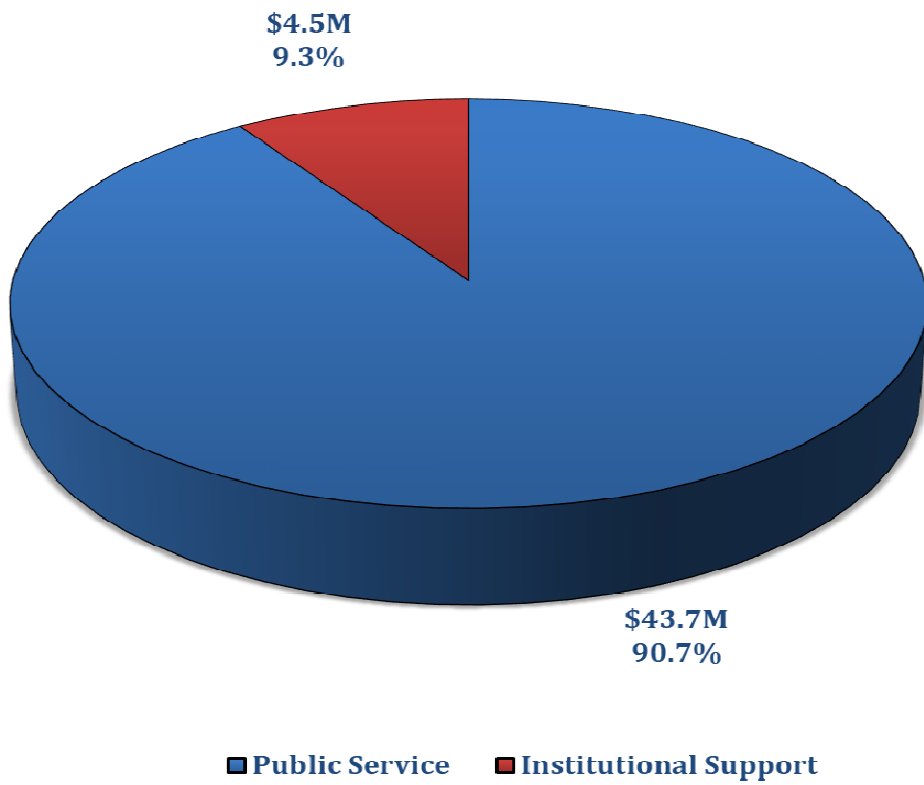


Total Expenses by Object

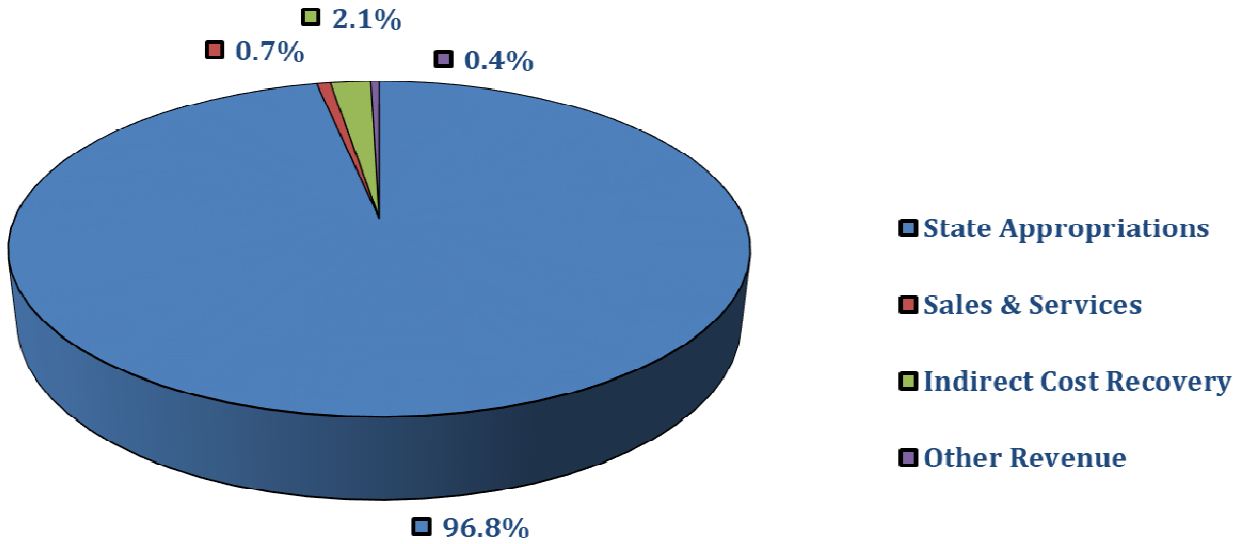


Alabama Cooperative Extension System Budget

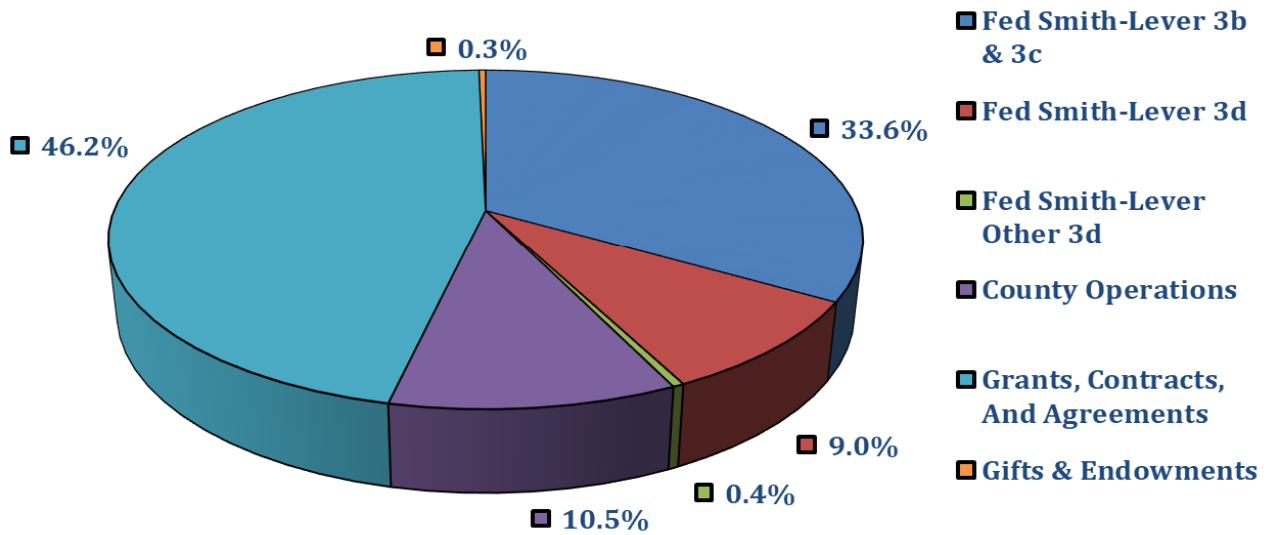
Unrestricted Expenses by Function



Alabama Cooperative Extension System Unrestricted Estimated Revenue



Restricted Estimated Revenue



SUMMARY OF REVENUE

ALABAMA COOPERATIVE EXTENSION SYSTEM

OCTOBER 1, 2022-SEPTEMBER 30, 2023

SOURCE OF FUNDING	2022-2023 ESTIMATED REVENUE TOTAL		2021-2022 REVENUE TOTAL	PERCENT CHANGE	PERCENT TO TOTAL
<u>I. UNRESTRICTED FUNDS</u>					
A. State Appropriations	46,638,666		44,323,695	5.22%	66.30%
B. Other Income					
Sales & Services	341,950		309,950		
Indirect Cost Recovery	1,009,075		1,000,000		
Other Revenue	210,000		210,000		
Total Other Income	1,561,025		1,519,950	2.70%	2.22%
TOTAL UNRESTRICTED FUNDS	48,199,691		45,843,645	5.14%	68.52%
<u>II. RESTRICTED FUNDS</u>					
A. Federal Appropriations					
Fed Smith-Lever 3b & 3c	7,412,646		7,408,641		
Fed Smith-Lever 3d	2,000,378		1,984,658		
Fed Smith-Lever Other 3d	92,800		92,800		
Total Federal Appropriations	9,505,824		9,486,099	0.21%	13.51%
B. County Operations	2,330,772		2,303,795	1.17%	3.31%
C. Other					
Contracts and Grants	10,232,015		9,921,643		
Gifts	75,000		75,000		
Total Other Funds	10,307,015		9,996,643	3.10%	14.65%
TOTAL RESTRICTED FUNDS	22,143,611		21,786,537	1.64%	31.48%
TOTAL REVENUES	70,343,302		67,630,182	4.01%	100.00%

ALABAMA COOPERATIVE EXTENSION SYSTEM

SUMMARY OF REVENUES BY COLLEGE/AREA

FY 2022-2023

College/Unit	State Appropriations	Government Appropriations	Contracts & Grants	Gifts & Private Support	Investment Income	Sales & Services	Other	Total
Alabama Cooperative Extension System	45,252,031	9,505,824	10,232,015	75,000	210,000	341,950	1,009,075	66,625,895
College of Agriculture (Div 4)								-
College of Forestry, Wildlife & Environment (Div 4)	628,528							628,528
College of Human Science (Div 4)	758,107							758,107
Federal Smith-Lever Funds								-
ACES County Operations		2,330,772						2,330,772
Total Revenue Budget	46,638,666	11,836,596	10,232,015	75,000	210,000	341,950	1,009,075	70,343,302

SUMMARY OF EXPENSES BY COLLEGE/AREA

FY 2022-2023

College/Unit	Total Personnel	Other Operating	Gifts	Intd'l Credits	Central Unit Alloc	Budget Reserve	Total
Alabama Cooperative Extension System	29,340,802	12,560,946		(886,557)	4,290,147	2,644,539	47,949,877
College of Agriculture (Div 4)	4,836,325	475,820			137,420		5,449,565
College of Forestry, Wildlife & Environment (Div 4)	513,817	95,853			18,859		628,529
College of Human Science (Div 4)	695,881	43,950			18,276		758,107
Federal Smith-Lever Funds	12,881,952	15,451					12,897,403
ACES County Operations	1,258,169	1,412,610		(10,958)			2,659,821
Total Expense Budget	49,526,946	14,604,630		(897,515)	4,464,702	2,644,539	70,343,302

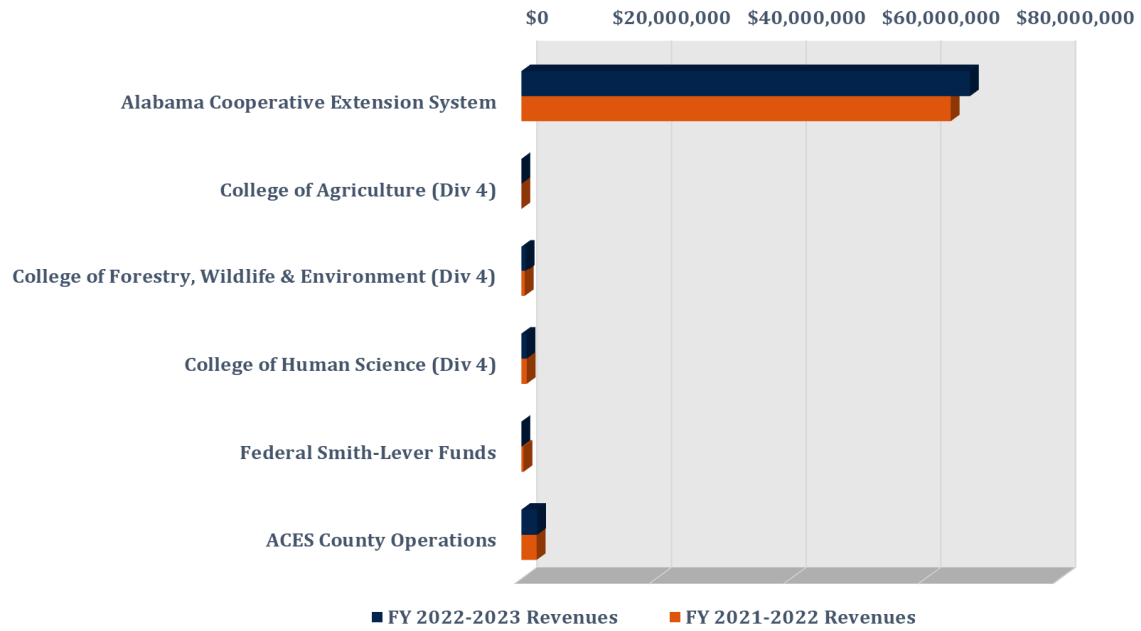
REVENUE/EXPENSE COMPARISON

FY 2022-2023

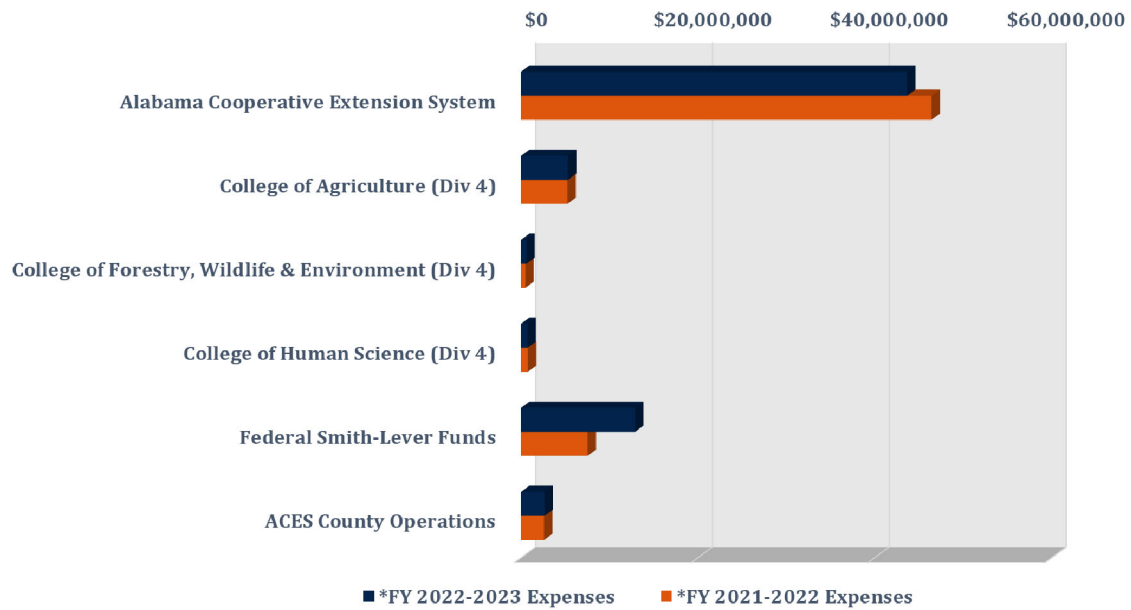
College/Unit	FY 2022-2023 Revenues	FY 2021-2022 Revenues	Increase / (Decrease) in Revenue	% Change	*FY 2022-2023 Expenses	*FY 2021-2022 Expenses	Increase / (Decrease) in Expenses	% Change
Alabama Cooperative Extension System	66,625,895	63,765,034	2,860,861	4.5%	43,659,730	46,440,337	(2,780,607)	-6.0%
College of Agriculture (Div 4)					5,312,145	5,252,951	59,194	1.1%
College of Forestry, Wildlife & Environment (Div 4)	628,528	498,413	130,115	26.1%	609,670	498,413	111,257	22.3%
College of Human Science (Div 4)	758,107	782,668	(24,561)	-3.1%	739,831	782,668	(42,837)	-5.5%
Federal Smith-Lever Funds		316,272	(316,272)	-100.0%	12,897,403	7,533,817	5,363,586	71.2%
ACES County Operations	2,330,772	2,267,795	62,977	2.8%	2,659,821	2,609,709	50,112	1.9%
Total	70,343,302	67,630,182	2,713,120	4.0%	65,878,600	63,117,895	2,760,705	4.4%

*Expenses only include expenses that are direct to the unit. Central Unit allocations are not included.

Alabama Cooperative Extension System Budget 2023 vs 2022 Revenues by College



Alabama Cooperative Extension System Budget 2023 vs 2022 Expenses by College



*Only include expenses that are direct to the unit. MEF and Central Unit allocations are not included.