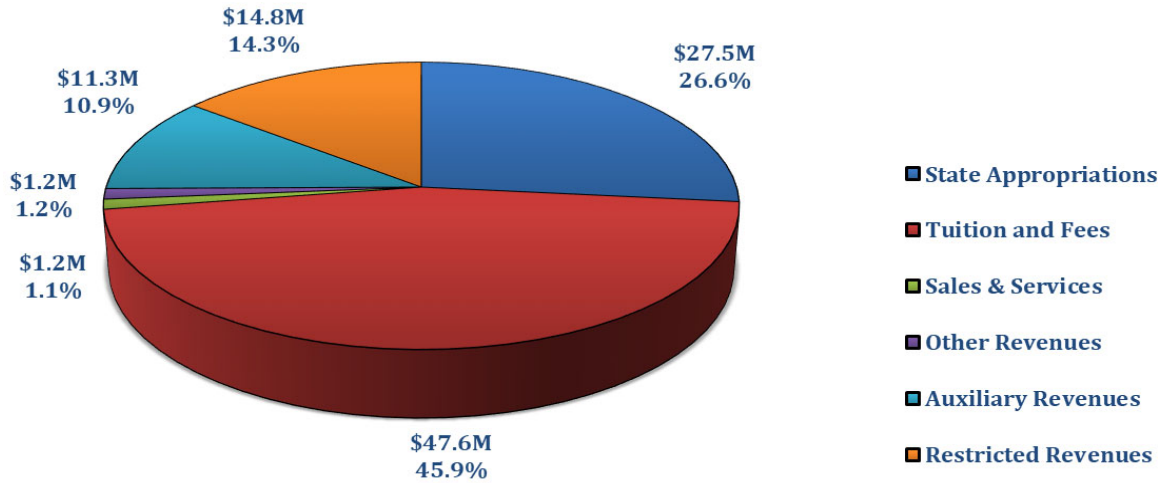
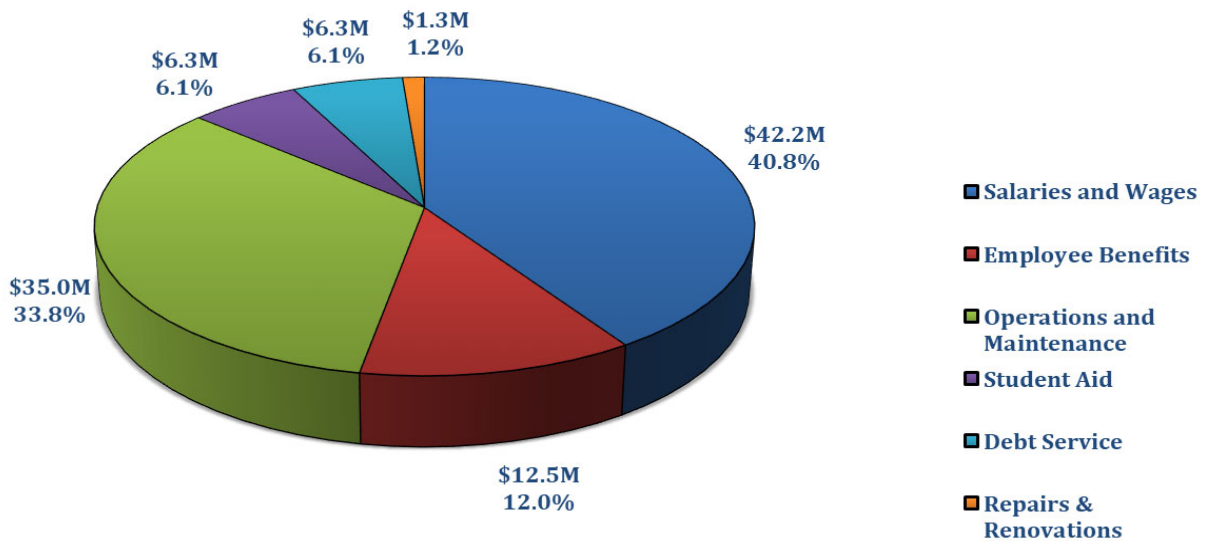


Auburn University - Montgomery Budget

Total Revenues by Source

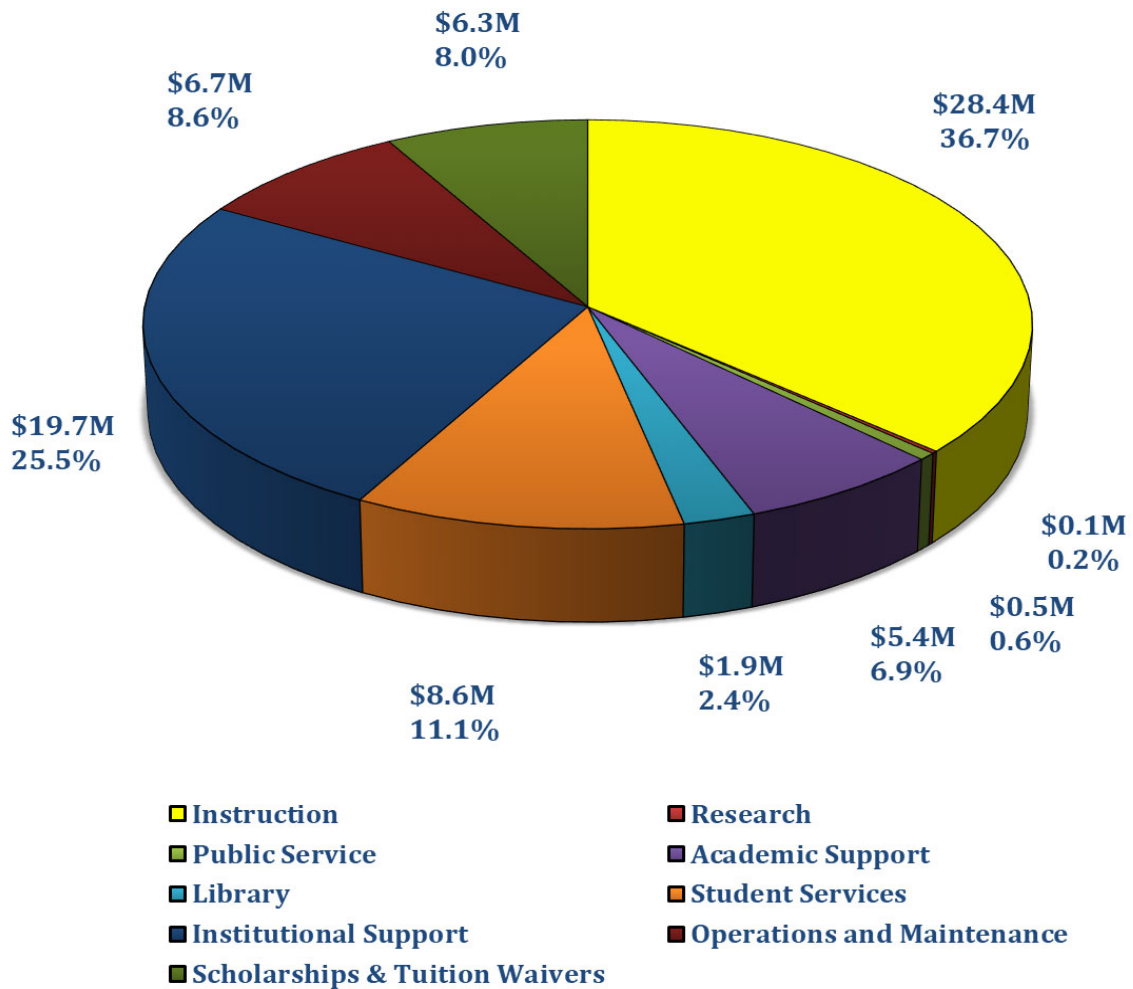


Total Expenses by Object



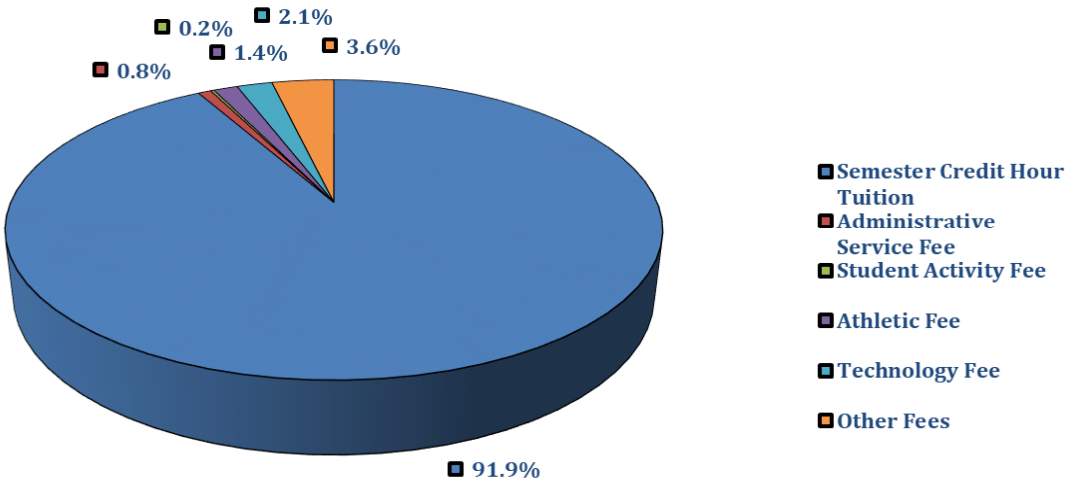
Auburn University - Montgomery Budget

Unrestricted Expenses by Function

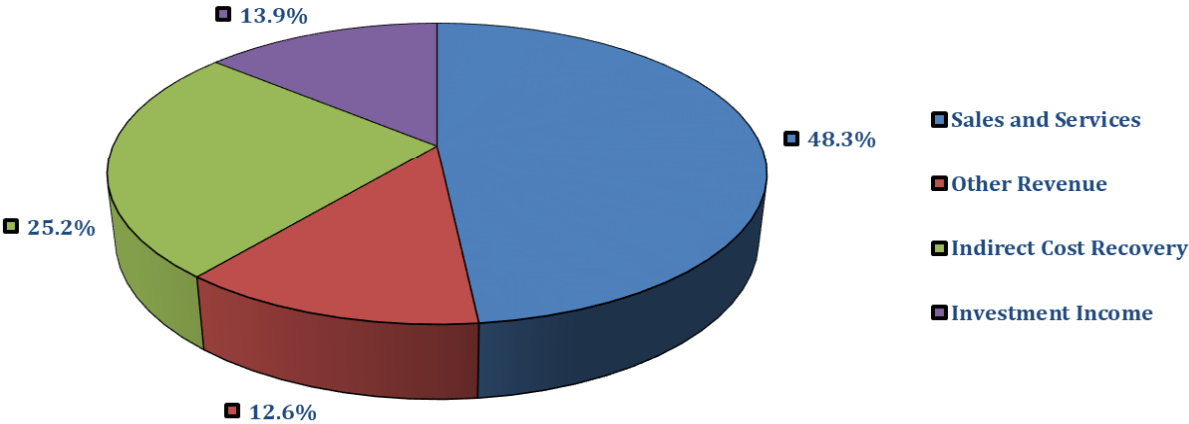


Auburn University - Montgomery Budget

Tuition Estimated Revenue

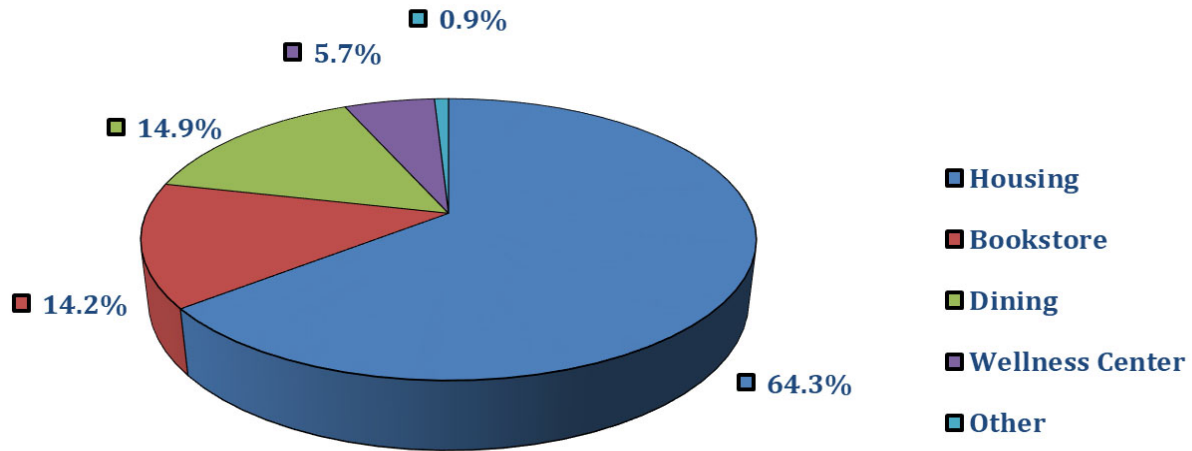


Other Income - Unrestricted Estimated Revenue

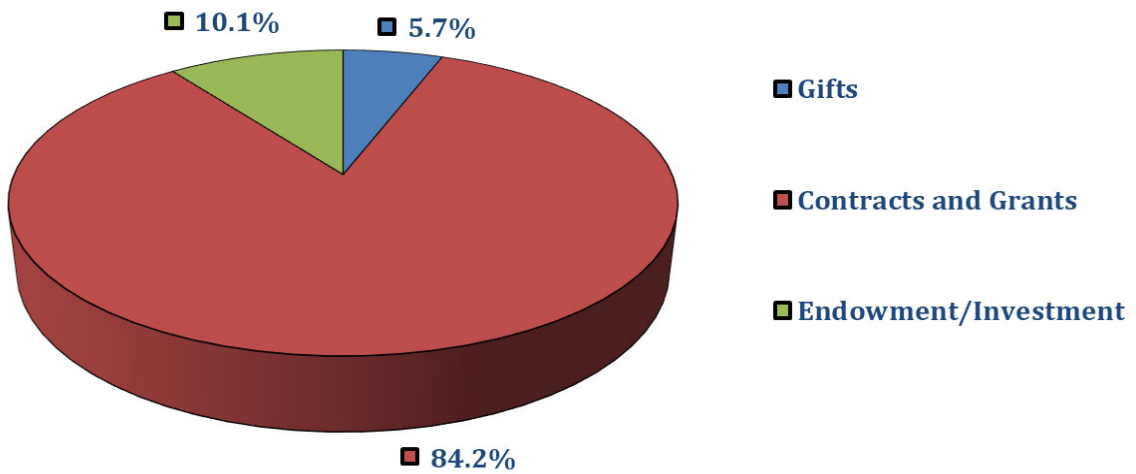


Auburn University - Montgomery Budget

Auxiliary Estimated Revenue



Restricted Estimated Revenue



SUMMARY OF REVENUE

AUBURN UNIVERSITY - MONTGOMERY

OCTOBER 1, 2021-SEPTEMBER 30, 2022

SOURCE OF FUNDING	2021-2022 ESTIMATED REVENUE TOTAL	2020-2021 REVENUE TOTAL	PERCENT CHANGE	PERCENT TO TOTAL
<u>I. UNRESTRICTED FUNDS</u>				
A. State Appropriations				
Operations & Maintenance	27,445,279	25,885,268		
Senior Resource Center	114,915	114,915		
Total State Appropriations	27,560,194	26,000,183	6.00%	26.59%
B. Tuition and Fees				
Semester Credit Hour Tuition	43,785,000	43,785,000		
Administrative Service Fee	360,000	360,000		
Student Activity Fee	94,500	94,500		
Athletic Fee	675,000	675,000		
Technology Fee	990,000	990,000		
Other Fees	1,735,000	1,735,000		
Total Tuition and Fees	47,639,500	47,639,500	0.00%	45.97%
C. Other Income				
Sales & Services	1,150,000	1,150,000		
Other Revenue	300,000	300,000		
Indirect Cost Recovery	600,000	600,000		
Investment Income	330,000	330,000		
Total Other Income	2,380,000	2,380,000	0.00%	2.31%
TOTAL UNRESTRICTED FUNDS	77,579,694	76,019,683	2.05%	74.86%
<u>II. Auxiliary Enterprises</u>				
	11,270,000	11,270,000	0.00%	10.87%
<u>III. Restricted</u>				
Contracts and Grants	12,433,388	12,433,388		
Gifts	850,000	850,000		
Endowment/Investment Income	1,500,000	1,500,000		
TOTAL RESTRICTED FUNDS	14,783,388	14,783,388	0.00%	14.27%
TOTAL REVENUES	103,633,082	102,073,071	1.53%	100.00%

AUBURN UNIVERSITY-MONTGOMERY OPERATING BUDGET

SUMMARY OF REVENUES BY COLLEGE/AREA

FY 2021-2022

College/Unit	State Appropriations	Tuition & Fees	Contracts & Grants	Gifts & Private Support	Investment Income	Sales & Services	Other	Total
Office of the Provost		990,000	5,433,388			1,450,000		7,873,388
Chancellor's Office AUM	114,915	94,500						209,415
Communication & Marketing								
Advancement & Alumni Services								
Financial & Administrative Services AUM	27,445,279	45,880,000	7,000,000	850,000	1,830,000	3,420,000	8,450,000	94,875,279
Athletics AUM		675,000						675,000
Total Revenue Budget	27,560,194	47,639,500	12,433,388	850,000	1,830,000	4,870,000	8,450,000	103,633,082

SUMMARY OF EXPENSES BY COLLEGE/AREA

FY 2021-2022

College/Unit	Total Personnel	Other Operating Exp	Student Aid	Intd'l Credits	Central Unit Alloc	Debt Service	Total
Office of the Provost	44,277,090	8,516,008	107,500				52,900,598
Chancellor's Office AUM	1,422,721	123,550					1,546,271
Communication & Marketing	825,322	1,020,000					1,845,322
Advancement & Alumni Services	477,561	31,990					509,551
Financial & Administrative Services AUM	6,259,409	25,407,180	4,351,500	(3,002,448)	2,755,895	6,368,384	42,139,920
Athletics AUM	1,441,245	1,359,175	1,891,000				4,691,420
Total Expense Budget	54,703,348	36,457,903	6,350,000	(3,002,448)	2,755,895	6,368,384	103,633,082

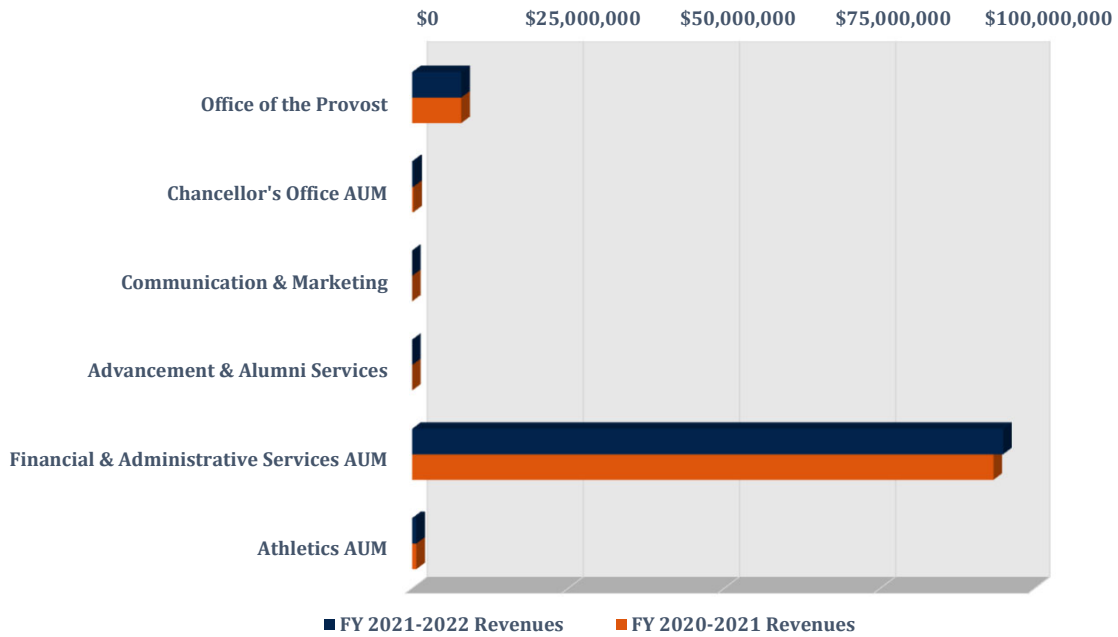
REVENUE/EXPENSE COMPARISON

FY 2021-2022

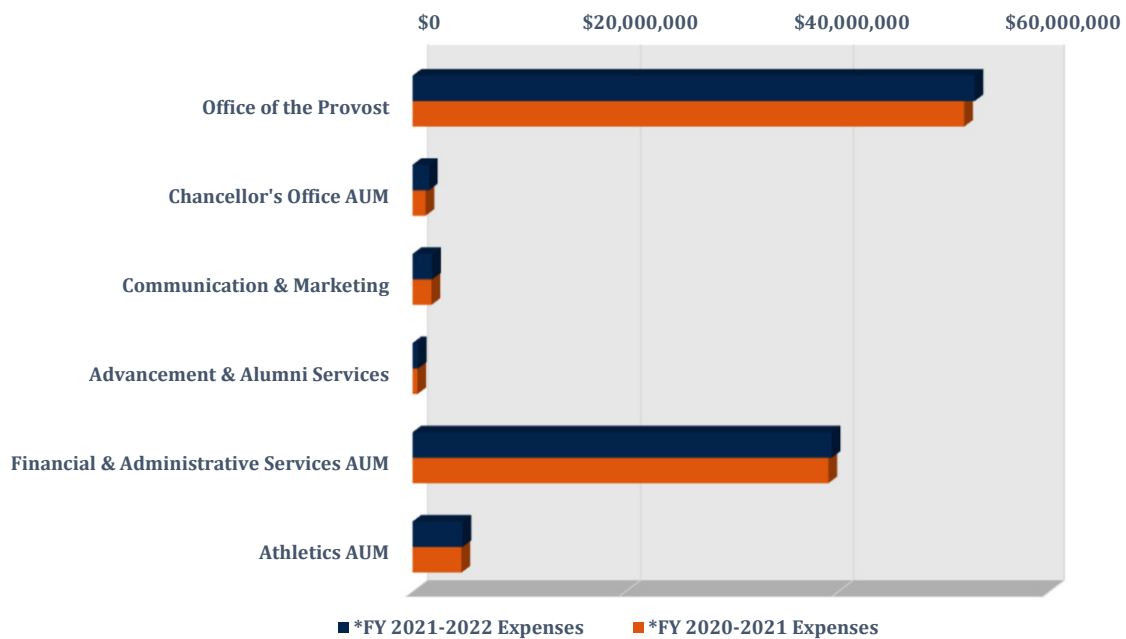
College/Unit	FY 2021-2022 Revenues	FY 2020-2021 Revenues	Increase / (Decrease) in Revenue	% Change	*FY 2021-2022 Expenses	*FY 2020-2021 Expenses	Increase / (Decrease) in Expenses	% Change
Office of the Provost	7,873,388	7,873,388		0.0%	52,900,598	51,907,693	992,905	1.9%
Chancellor's Office AUM	209,415	209,415		0.0%	1,546,271	1,221,376	324,895	26.6%
Communication & Marketing					1,845,322	1,776,365	68,957	3.9%
Advancement & Alumni Services					509,551	465,270	44,281	9.5%
Financial & Administrative Services AUM	94,875,279	93,315,268	1,560,011	1.7%	39,384,025	39,064,797	319,228	0.8%
Athletics AUM	675,000	675,000		0.0%	4,691,420	4,592,127	99,293	2.2%
Total	103,633,082	102,073,071	1,560,011	1.5%	100,877,187	99,027,628	1,849,559	1.9%

*Expenses only include expenses that are direct to the unit. Central Unit allocations are not included.

Auburn University - Montgomery Budget 2022 vs 2021 Revenues by College



Auburn University - Montgomery Budget 2022 vs 2021 Expenses by College



*Only include expenses that are direct to the college. Central Unit allocations are not included.