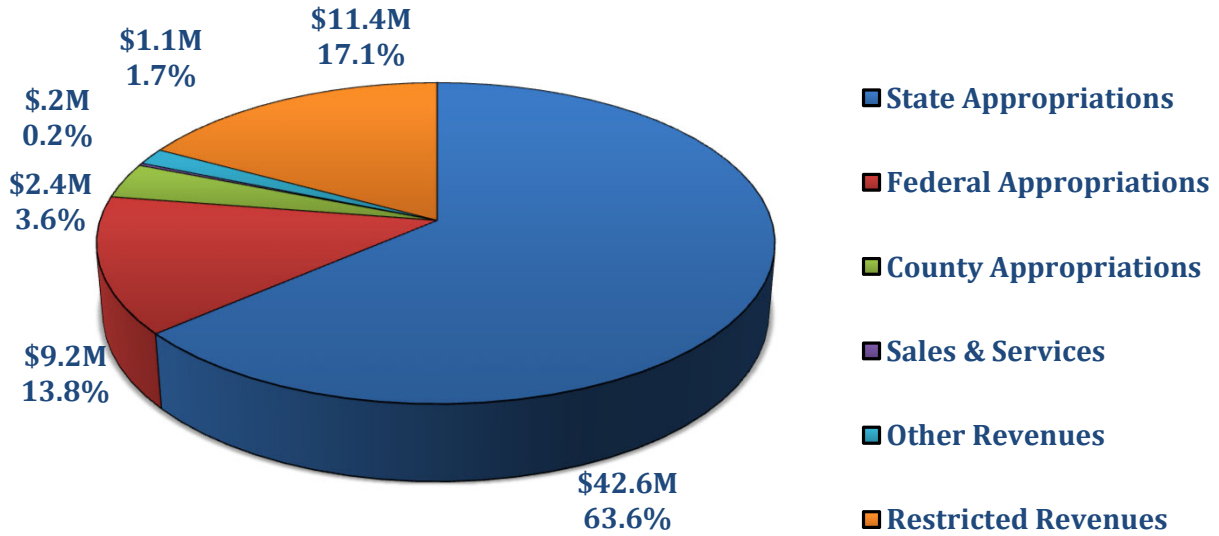
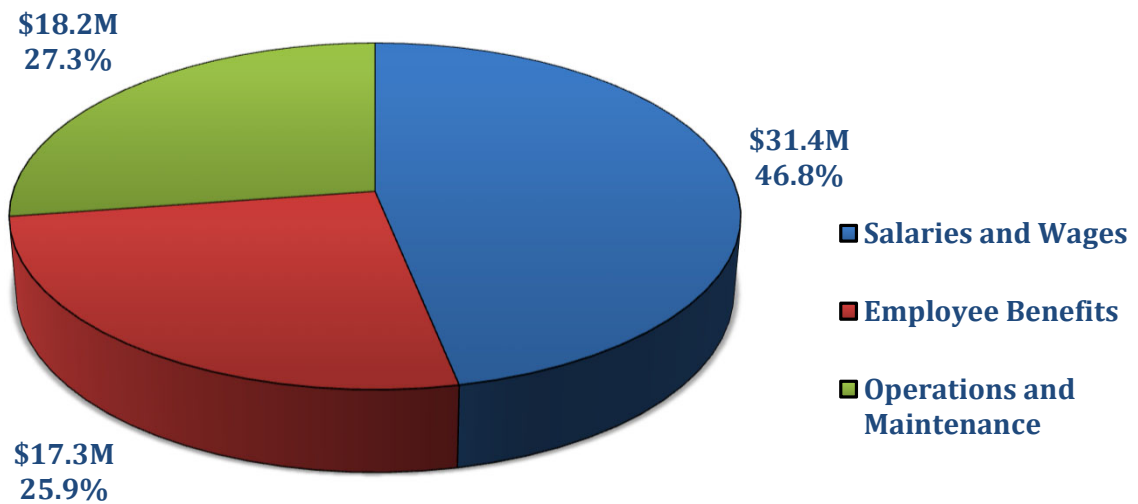


# Alabama Cooperative Extension System Budget

## Total Revenues by Source

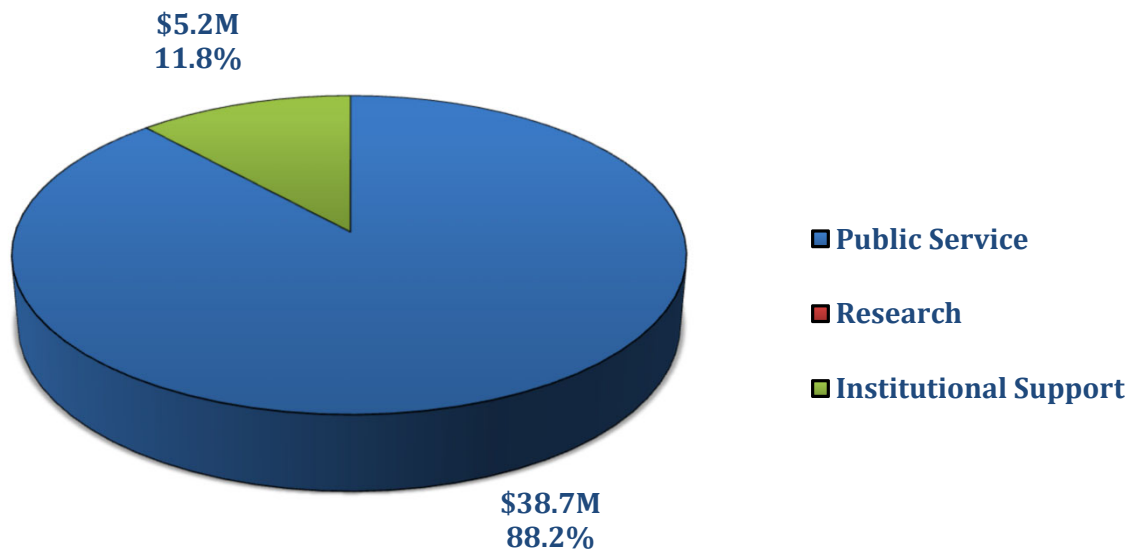


## Total Expenses by Object

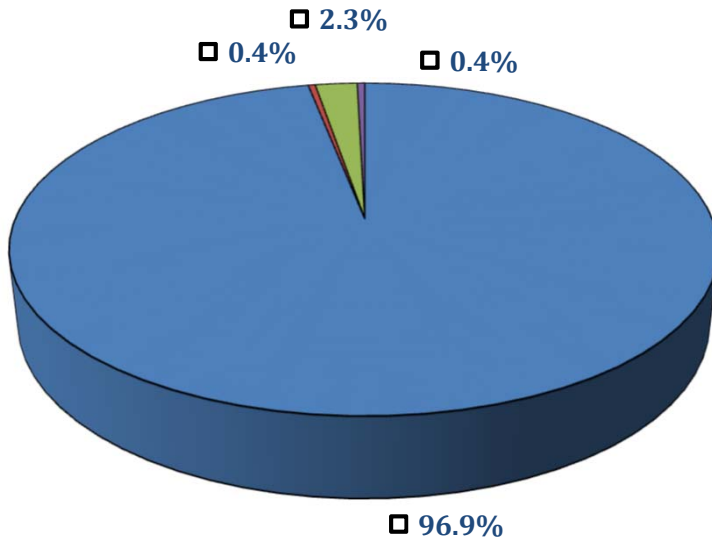


# Alabama Cooperative Extension System Budget

## Unrestricted Expenses by Function

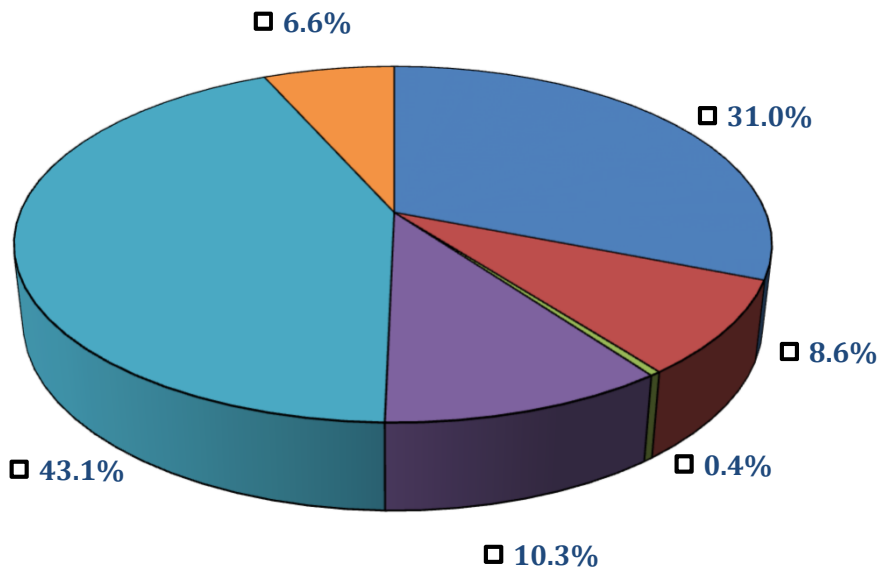


## Alabama Cooperative Extension System Unrestricted Estimated Revenue



- State Appropriations
- Sales & Services
- Indirect Cost Recovery
- Other Revenue

## Restricted Estimated Revenue



- Fed Smith-Lever 3b & 3c
- Fed Smith-Lever 3d
- Fed Smith-Lever Other 3d
- County Operations
- Grants, Contracts, And Agreements
- Gifts & Endowments

# SUMMARY OF REVENUE

ALABAMA COOPERATIVE EXTENSION SYSTEM

OCTOBER 1, 2019-SEPTEMBER 30, 2020

SOURCE OF FUNDING	2019-2020 ESTIMATED REVENUE TOTAL	2018-2019 REVENUE TOTAL	PERCENT CHANGE	PERCENT TO TOTAL
<b><u>I. UNRESTRICTED FUNDS</u></b>				
<b>A. State Appropriations</b>	42,580,388	39,594,509	7.54%	63.60%
<b>B. Other Income</b>				
Sales & Services	166,000	166,000		
Indirect Cost Recovery	1,000,000	1,200,000		
Other Revenue	180,650	180,650		
Total Other Income	1,346,650	1,546,650	-12.93%	2.01%
<b>TOTAL UNRESTRICTED FUNDS</b>	<b>43,927,038</b>	<b>41,141,159</b>	<b>6.77%</b>	<b>65.61%</b>
<b><u>II. RESTRICTED FUNDS</u></b>				
<b>A. Federal Appropriations</b>				
Fed Smith-Lever 3b & 3c	7,143,762	7,143,762		
Fed Smith-Lever 3d	1,981,893	1,981,893		
Fed Smith-Lever Other 3d	92,800	92,800		
Total Federal Appropriations	9,218,455	9,218,455	0.00%	13.77%
<b>B. County Operations</b>	2,380,788	2,380,788	0.00%	3.56%
<b>C. Other</b>				
Grants, Contracts, And Agreement	9,921,643	10,202,642		
Gifts & Endowments	1,502,016	1,502,016		
Total Other Funds	11,423,659	11,704,658	-2.40%	17.06%
<b>TOTAL RESTRICTED FUNDS</b>	<b>23,022,902</b>	<b>23,303,901</b>	<b>-1.21%</b>	<b>34.39%</b>
<b>TOTAL REVENUES</b>	<b>66,949,940</b>	<b>64,445,060</b>	<b>3.89%</b>	<b>100.00%</b>

## ALABAMA COOPERATIVE EXTENSION SYSTEM

### SUMMARY OF REVENUES BY COLLEGE/AREA

FY 2019-2020

College/Unit	State Appropriations	Government Appropriations	Contracts & Grants	Gifts & Private Support	Investment Income	Sales & Services	Other	Total
Alabama Cooperative Extension System	41,607,571		9,921,643	1,502,016	180,650	166,000	1,000,000	54,377,880
College of Agriculture (Div 4)								551,797
School of Forestry & Wildlife Science (Div 4)	551,797							421,020
College of Human Science (Div 4)	421,020							9,218,455
Federal Smith-Lever Funds		9,218,455						2,380,788
ACES County Operations		2,380,788						
<b>Total Revenue Budget</b>	<b>42,580,388</b>	<b>11,599,243</b>	<b>9,921,643</b>	<b>1,502,016</b>	<b>180,650</b>	<b>166,000</b>	<b>1,000,000</b>	<b>66,949,940</b>

### SUMMARY OF EXPENSES BY COLLEGE/AREA

FY 2019-2020

College/Unit	Total Personnel	Other Operating Exp	Intd'l Credits	Central Unit Alloc	Budget Reserve	Total
Alabama Cooperative Extension System	32,368,812	14,056,156	130,000	4,865,683	(1,233,418)	50,187,233
College of Agriculture (Div 4)	5,089,245	512,280		259,533		5,861,058
School of Forestry & Wildlife Science (Div 4)	535,896	15,900		24,123		575,919
College of Human Science (Div 4)	389,064	31,956		27,908		448,928
Federal Smith-Lever Funds	9,495,088	1,368			(2,005,443)	7,491,013
ACES County Operations	837,106	1,548,683				2,385,789
<b>Total Expense Budget</b>	<b>48,715,211</b>	<b>16,166,343</b>	<b>130,000</b>	<b>5,177,247</b>	<b>(3,238,861)</b>	<b>66,949,940</b>

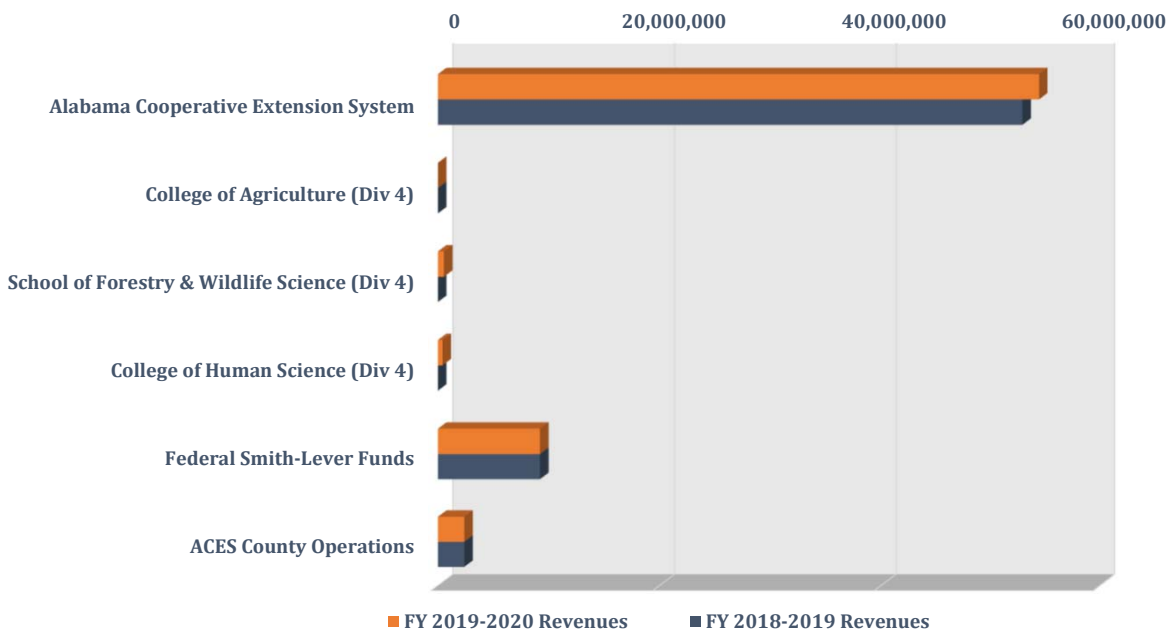
### REVENUE/EXPENSE COMPARISON

FY 2019-2020

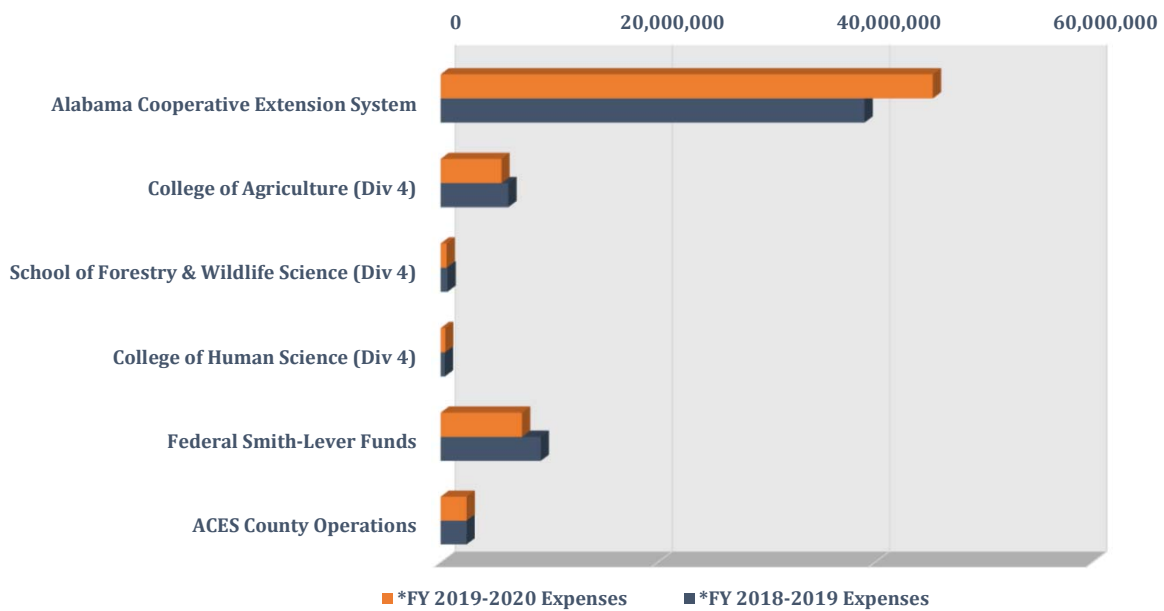
College/Unit	FY 2019-2020 Revenues	FY 2018-2019 Revenues	Increase / (Decrease) in Revenue	% Change	*FY 2019-2020 Expenses	*FY 2018-2019 Expenses	Increase / (Decrease) in Expenses	% Change
Alabama Cooperative Extension System	54,377,880	52,845,817	1,532,063	2.9%	45,321,550	39,032,698	6,288,852	16.1%
College of Agriculture (Div 4)					5,601,525	6,229,793	(628,268)	-10.1%
School of Forestry & Wildlife Science (Div 4)	551,797		551,797		551,797	624,888	(73,092)	-11.7%
College of Human Science (Div 4)	421,020		421,020		421,020	391,356	29,664	7.6%
Federal Smith-Lever Funds	9,218,455	9,218,455			7,491,012	9,220,037	(1,729,024)	-18.8%
ACES County Operations	2,380,788	2,380,788			2,385,789	2,375,790	9,999	0.4%
<b>Total</b>	<b>66,949,940</b>	<b>64,445,060</b>	<b>2,504,880</b>	<b>3.9%</b>	<b>61,772,693</b>	<b>57,874,562</b>	<b>3,898,131</b>	<b>6.7%</b>

\*Expenses only include expenses that are direct to the unit. Central Unit allocations are not included.

## Alabama Cooperative Extension System Budget 2019 vs 2018 Revenues by College



## Alabama Cooperative Extension System Budget 2019 vs 2018 Expenses by College



\*Only include expenses that are direct to the college. MEF and Central Unit allocations are not included.