

# Alabama Cooperative Extension System Budget

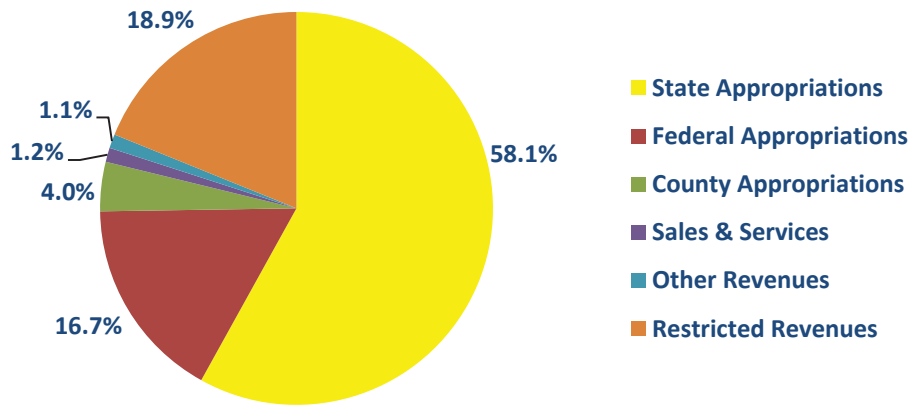


Figure 1: ACES Revenue Breakdown by Source

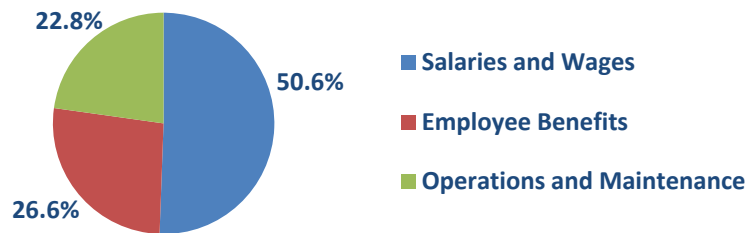


Figure 2: ACES Total Expenditures by Object

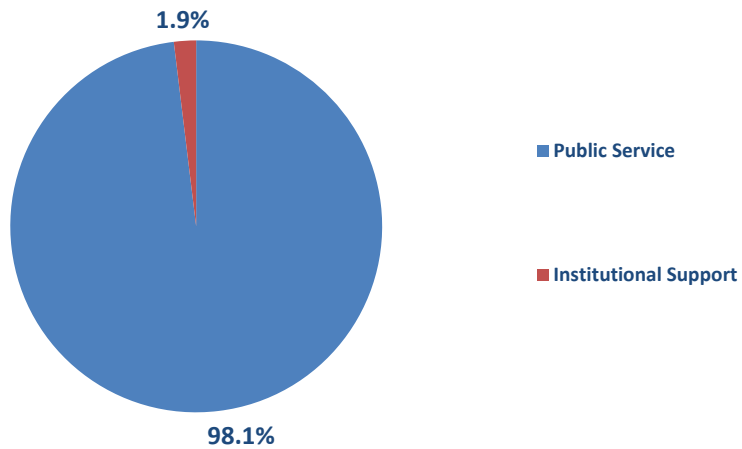


Figure 3: ACES Unrestricted Expenditures by Function

	SOURCE OF FUNDING	2015-2016 ESTIMATED REVENUE UNRESTRICTED	2015-2016 ESTIMATED REVENUE RESTRICTED	2015-2016 ESTIMATED REVENUE TOTAL	2014-2015 REVENUE TOTAL	PERCENT CHANGE
	<u>ALABAMA COOPERATIVE EXTENSION SYSTEM</u>					
	<u>I. CURRENT FUNDS</u>					
	<u>A. STATE APPROPRIATIONS</u>	32,204,625		32,204,625	32,044,401	0.50%
	<u>B. FEDERAL APPROPRIATIONS</u>					
	Fed Smith-Lever 3b & 3c		7,121,034	7,121,034	7,093,116	
	Fed Smith-Lever 3d		1,983,700	1,983,700	1,983,681	
	Fed Smith-Lever Other 3d		94,889	94,889	94,889	
	Employee Benefits (FSL)		64,935	64,935	141,533	
	Total Federal Appropriations		9,264,558	9,264,558	9,313,219	-0.52%
	<u>C. COUNTY OPERATIONS</u>		2,246,204	2,246,204	2,319,579	-3.16%
	<u>D. OTHER INCOME</u>					
	Sales & Services	651,100		651,100	672,000	
	Indirect Cost Recovery	635,000		635,000	700,000	
	Grants, Contracts, And Agreements		8,992,808	8,992,808	8,150,182	
	Gifts & Endowments		1,472,000	1,472,000	1,463,000	
	Total Other Income	1,286,100	10,464,808	11,750,908	10,985,182	6.97%
	<b>TOTAL REVENUES-ACES</b>	<b>33,490,725</b>	<b>21,975,570</b>	<b>55,466,295</b>	<b>54,662,381</b>	<b>1.47%</b>

**Alabama Cooperative Extension System Operating Budget  
Summary of Base Budget Allocations and Revenues by College/Area  
FY 2015-2016**

<u>College/Area</u>	<u>Base</u>	<u>Sales &amp; Services</u>	<u>Indirect Cost Revenue</u>	<u>Total Unrestricted Budget</u>	<u>Restricted Revenue</u>	<u>Total Budget</u>
Agriculture	4,710,002			4,710,002		4,710,002
Forestry	619,894			619,894		619,894
Human Sciences	639,210			639,210		639,210
ACES - Admin	26,235,519	651,100	635,000	27,521,619	21,975,570	49,497,189
Totals	<u>32,204,625</u>	<u>651,100</u>	<u>635,000</u>	<u>33,490,725</u>	<u>21,975,570</u>	<u>55,466,295</u>

**Alabama Cooperative Extension System Operating Budget  
Summary of Expenditures by College/Area & Object  
FY 2015-2016**

College/Area	Total Base Budget			Total Unrestricted Budget			Total Restricted Budget			Total Budget		
	<u>Total Personnel</u>	<u>Total Operations &amp; Maintenance</u>	<u>Total Budget</u>	<u>Total Personnel</u>	<u>Total Operations &amp; Maintenance</u>	<u>Total Budget</u>	<u>Total Personnel</u>	<u>Total Operations &amp; Maintenance</u>	<u>Total Budget</u>	<u>Total Personnel</u>	<u>Total Operations &amp; Maintenance</u>	<u>Total Budget</u>
Agriculture	4,412,702	297,300	4,710,002	4,412,702	297,300	4,710,002				4,412,702	297,300	4,710,002
Forestry	578,294	41,600	619,894	578,294	41,600	619,894				578,294	41,600	619,894
Human Sciences	599,710	39,500	639,210	599,710	39,500	639,210				599,710	39,500	639,210
ACES - Admin	24,566,349	1,669,170	26,235,519	24,575,695	2,945,924	27,521,619	12,656,125	9,319,445	21,975,570	37,231,820	12,265,369	49,497,189
<b>Totals</b>	<b>30,157,055</b>	<b>2,047,570</b>	<b>32,204,625</b>	<b>30,166,401</b>	<b>3,324,324</b>	<b>33,490,725</b>	<b>12,656,125</b>	<b>9,319,445</b>	<b>21,975,570</b>	<b>42,822,526</b>	<b>12,643,769</b>	<b>55,466,295</b>

ORG	PROJECT	2015-2016 PERSONNEL COST			2015-2016 TOTAL PERSONNEL COSTS	2015-2016 MAINTENANCE			2015-2016 TOTAL MAINTENANCE COSTS	2015-2016 TOTAL	2014-2015 TOTAL	PERCENT CHANGE
		600	610	620		700	740	800				
		SALARIES	WAGES	EMPLOYEE BENEFITS		OTHER OPER EXPENSES	CAPITAL OUTLAY	TRANSFERS OR OTHERS				
	<u>ALABAMA COOPERATIVE EXTENSION SYSTEM</u> <u>CURRENT UNRESTRICTED FUNDS</u>											
	<u>A. STATE SMITH-LEVER-OFFSET &amp; SUPPLEMENT</u> Fund # 104001 (Base Budget) <u>College of Agriculture</u>											
403006	ACES-Agriculture	159,000		50,880	209,880					209,880	329,477	
403010	ACES Sal-Ag Sav										194,799	
403011	ACES Sal-Ag Econ	244,953	8,479	81,098	334,530					334,530	559,880	
403012	ACES Sal-Bio Sys	199,180	6,312	61,121	266,613					266,613	253,870	
403013	ACES Sal-Agron	638,016	25,484	212,320	875,820					875,820	862,538	
403014	ACES Sal-A D Sci	501,673	13,754	164,937	680,364					680,364	711,694	
403015	ACES Sal-Entom	449,346	49,162	159,522	658,030					658,030	631,327	
403016	ACES Sal-Fish	362,094	46,112	126,296	534,502					534,502	511,160	
403017	ACES Sal-Hort	259,071	20,054	89,320	368,445					368,445	349,439	
403018	ACES Sal-P Sci	355,479	11,580	117,459	484,518					484,518	473,948	
404574	ACES Sup - Ag Econ					18,500			18,500	18,500	27,157	
404575	ACES Sup - Ag Eng					9,500			9,500	9,500	8,666	
404576	ACES Sup - Agron					70,700			70,700	70,700	56,564	
404577	ACES Sup - A. D. Sc					56,500			56,500	56,500	44,710	
404578	ACES Sup - Entom					46,300			46,300	46,300	38,821	
404579	ACES Sup - Fisheries					37,200			37,200	37,200	30,999	
404580	ACES Sup - Horticulture					29,200			29,200	29,200	21,430	
404582	ACES Sup - P Science					29,400			29,400	29,400	24,327	
404583	ACES Sup Admin/Agric										27,777	
	Total Base-Agriculture	3,168,812	180,937	1,062,953	4,412,702	297,300			297,300	4,710,002	5,158,583	-8.70%
	<u>School of Forestry</u>											
403008	ACES-Forestry	434,472	3,630	140,192	578,294					578,294	578,846	
404584	ACES Sup - Forestry					41,600			41,600	41,600	15,278	
	Total Base-Forestry	434,472	3,630	140,192	578,294	41,600			41,600	619,894	594,124	4.34%
	<u>College of Human Science</u>											
403007	ACES-Human Sciences	436,263	18,909	144,538	599,710	39,500			39,500	639,210	607,845	
404588	ACES Sup Adm/Hum Sci											
	Total Base-Human Sciences	436,263	18,909	144,538	599,710	39,500			39,500	639,210	607,845	5.16%
	<u>ACES (General)</u>											
402502	County CES-Academic	952,528		304,809	1,257,337					1,257,337	659,982	
402503	County CES-Nonacad	233,967	3,027,280	969,967	4,231,214					4,231,214	4,270,032	
403002	Admin CES Offset	2,658,149	403,385	978,948	4,040,482					4,040,482	4,010,846	
400052	Aces Support-Admin Operations					50,000			50,000	50,000	81,000	
400053	Aces Support-IT		115,960		115,960	235,293			235,293	351,253	238,321	
400054	Aces Sup-Computer Replace										220,000	
400055	Aces Sup-Comm/Marketing					50,000			50,000	50,000	44,500	
400057	Aces Sup-AFNR Admin					597,620			597,620	597,620	99,250	
400058	Aces Sup-FCS Admin					223,750			223,750	223,750	68,000	
400059	Aces Sup 4H Center										18,500	
400060	Aces Sup-Program Operations					75,000			75,000	75,000	75,000	

ORG	PROJECT	2015-2016 PERSONNEL COST			2015-2016 TOTAL PERSONNEL COSTS	2015-2016 MAINTENANCE			2015-2016 TOTAL MAINTENANCE COSTS	2015-2016 TOTAL	2014-2015 TOTAL	PERCENT CHANGE
		600	610	620		700	740	800				
		SALARIES	WAGES	EMPLOYEE BENEFITS		OTHER OPER EXPENSES	CAPITAL OUTLAY	TRANSFERS OR OTHERS				
400095	Aces State Smith/Lever Offset	5,882,752	23,558	1,884,789	7,791,099					7,791,099	7,463,580	
403019	AG Crops										72,250	
403020	An Sci Forage										76,250	
403021	AG & Rec Pond Mgt										36,250	
403022	Fam & CD										60,000	
403023	Comm Res Dev					130,000			130,000	130,000	130,000	
403024	Con Sci & P Fin Mgt										45,000	
403025	Farm Mgt & AG Ent AN										46,250	
403026	Food Saf Prep Prev										55,000	
403027	For WL & Nat Res Mgt										51,250	
403028	Comm Hort		17,880		17,880					17,880	56,250	
403029	Ho Gr Gard&Ho Pest										82,250	
403030	Hum Nut Diet & Health										70,000	
403031	4-H Youth Dev					425,000			425,000	425,000	329,500	
404571	Support SO					37,130			37,130	37,130	27,192	
404572	BCIA-CES	59,160		18,931	78,091						78,275	
404599	ACES Sup Hum Res					17,500			17,500	17,500	18,000	
404600	ACES Sup Ad Svcs					32,500			32,500	32,500	28,000	
404601	ACES Sup Dir Off					75,000			75,000	75,000	75,000	
404605	Emp Ben CES-SSLS			5,927,855	5,927,855					5,927,855	6,313,495	
404607	ACES St Inst Support					644,000			644,000	644,000	635,000	
404610	Staff Services-4-H CES	399,865	171,830	182,943	754,638			(571,830)	(571,830)	182,808	83,907	
404621	System Admin Salary	232,860	33,650	85,283	351,793			(351,793)	(351,793)		65,719	
	<b>Total Base-General</b>	<b>10,419,281</b>	<b>3,793,543</b>	<b>10,353,525</b>	<b>24,566,349</b>	<b>2,592,793</b>		<b>(923,623)</b>	<b>1,669,170</b>	<b>26,235,519</b>	<b>25,683,849</b>	<b>2.15%</b>
	<b>TOTAL STATE BASE-ACES</b>	<b>14,458,828</b>	<b>3,997,019</b>	<b>11,701,208</b>	<b>30,157,055</b>	<b>2,971,193</b>		<b>(923,623)</b>	<b>2,047,570</b>	<b>32,204,625</b>	<b>32,044,401</b>	<b>0.50%</b>
	<b>AUXILIARY EXTENSION</b> Fund # 104002,104003											
404612	Sales-Publications					21,000			21,000	21,000	65,000	
404618	Extension-FCS Programs					145,000			145,000	145,000	135,000	
404620	Interest-ACES Admin					280,000			280,000	280,000	275,000	
403002	Other-ACES Admin	7,080		2,266	9,346	195,754			195,754	205,100	197,000	
404501	ICRE-ACES Admin					635,000			635,000	635,000	700,000	
	<b>Total Auxiliary Extension</b>	<b>7,080</b>		<b>2,266</b>	<b>9,346</b>	<b>1,276,754</b>			<b>1,276,754</b>	<b>1,286,100</b>	<b>1,372,000</b>	
	<b>TOTAL CURRENT UNRESTRICTED FUNDS</b>	<b>14,465,908</b>	<b>3,997,019</b>	<b>11,703,474</b>	<b>30,166,401</b>	<b>4,247,947</b>		<b>(923,623)</b>	<b>3,324,324</b>	<b>33,490,725</b>	<b>33,416,401</b>	<b>0.22%</b>
	<b>CURRENT RESTRICTED FUNDS</b>											
	<b>B. FEDERAL SMITH-LEVER</b> <b>3B-3C-3D FUNDS</b> Fund # 385002											
400504	Harv Proc & Mktng Wood Prods	62,294		19,934	82,228	12,661			12,661	94,889	94,889	
401514	County Ces Acad	5,144,843		1,646,350	6,791,193	4,342			4,342	6,795,535	6,785,720	
402002	Adult Nutri 3D Prof	148,911	59,130	66,573	274,614	24,000			24,000	298,614	383,070	
402003	Adult Nutri 3D Aides		1,037,560	317,585	1,355,145	329,941			329,941	1,685,086	1,600,611	



DETAIL OF EXPENDITURES

ORG	PROJECT	2015-2016 PERSONNEL COST			2015-2016 TOTAL PERSONNEL COSTS	2015-2016 MAINTENANCE			2015-2016 TOTAL MAINTENANCE COSTS	2015-2016 TOTAL	2014-2015 TOTAL	PERCENT CHANGE
		600	610	620		700	740	800				
		SALARIES	WAGES	EMPLOYEE BENEFITS	OTHER OPER EXPENSES	CAPITAL OUTLAY	TRANSFERS OR OTHERS					
437045	Madison County					40,000			40,000	40,000	61,526	
437046	Marengo County					20,000			20,000	20,000	20,000	
437047	Marion County					18,000			18,000	18,000	18,000	
437048	Marshall County					15,000			15,000	15,000	18,750	
437049	Mobile County		66,590	21,309	87,899					87,899	82,660	
437050	Monroe County		12,355	3,954	16,309	13,691			13,691	30,000	30,000	
437051	Montgomery County	39,110		12,515	51,625					51,625	50,882	
437052	Morgan County		19,190	1,881	21,071	23,929			23,929	45,000	45,000	
437053	Perry County										6,500	
437054	Pickens County					16,800			16,800	16,800	16,800	
437055	Pike County					39,500			39,500	39,500	27,500	
437056	Randolph County					24,738			24,738	24,738	24,738	
437057	Russell County					47,000			47,000	47,000	47,000	
437058	Shelby County											
437059	St. Clair County					32,000			32,000	32,000	32,000	
437060	Sumter County					2,000			2,000	2,000	2,000	
437061	Talladega County					14,000			14,000	14,000	14,000	
437062	Tallapoosa County					8,500			8,500	8,500	8,500	
437063	Tuscaloosa County	65,755		21,042	86,797					86,797	81,585	
437064	Walker County	19,150		1,877	21,027	12,909			12,909	33,936	33,936	
437065	Washington County					8,000			8,000	8,000	8,000	
437066	Wilcox County					13,770			13,770	13,770	13,025	
437067	Winston County					7,200			7,200	7,200	4,800	
	<b>TOTAL COUNTY OPERATIONS</b>	<b>319,575</b>	<b>369,028</b>	<b>178,449</b>	<b>867,052</b>	<b>1,379,152</b>			<b>1,379,152</b>	<b>2,246,204</b>	<b>2,319,579</b>	<b>-3.16%</b>
	<b><u>D. RESTRICTED CONTRACTS &amp; GRANTS</u></b>	<b>969,617</b>	<b>1,186,317</b>	<b>671,532</b>	<b>2,827,466</b>	<b>6,165,342</b>			<b>6,165,342</b>	<b>8,992,808</b>	<b>8,150,182</b>	<b>10.34%</b>
	<b><u>E. RESTRICTED OTHER GIFTS &amp; ENDOWMENTS</u></b>	<b>29,130</b>	<b>26,905</b>	<b>11,958</b>	<b>67,993</b>	<b>1,404,007</b>			<b>1,404,007</b>	<b>1,472,000</b>	<b>1,463,000</b>	<b>0.62%</b>
	<b>TOTAL EXPENDITURES-ACES</b>	<b>21,386,868</b>	<b>6,675,959</b>	<b>14,759,699</b>	<b>42,822,526</b>	<b>13,567,392</b>		<b>(923,623)</b>	<b>12,643,769</b>	<b>55,466,295</b>	<b>54,662,381</b>	<b>1.47%</b>